

RGB+CCT LED Strip Controller Kit

Model No.: V5-M + R17

5 channels constant voltage/Touch color wheel/Stepless dimming/Wireless remote 30m distance



Features

- 5 Channels constant voltage output for RGB+ CCT light
- Ultra sensitive color adjustment touch wheel
- Smooth dimming and switch without any flickering
- Built in 10 dynamic mode, include jump or gradual change style
- Independent dimming function of each R, G, B channel to achieve millions of colors
- Auto-transmitting function: Controller automatically transmit signal to another controller with 30m control distance
- Synchronize on multiple number of controllers
- Light on/off fade time 3s selectable

CE RoHS LVD RED

Technical Parameters

Input and Output	
Input voltage	12-24VDC
Input current	1.5.5A
Output voltage	5 x [12-24]VDC
Output current	5CH,3A/CH
Output power	5 x [36-72]W
Output type	Constant voltage

Dimming data	
Input signal	RF 2.4GHz
Dimming range	0-100%
Dimming curve	Logarithmic
PWM Frequency	1000Hz (default)

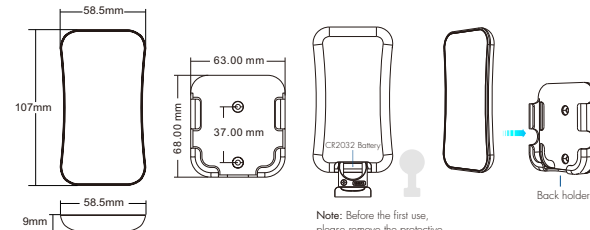
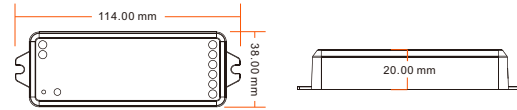
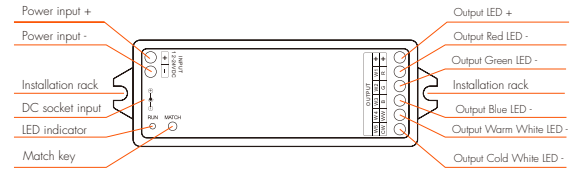
Warranty and Protection	
Warranty	5 years
Protection	Reverse Polarity

LED Remote's Input and Output	
Output signal	RF[2.4GHz]
Working voltage	3VDC[CR2032]
Working current	< 5mA
Standby current	< 10µA
Standby time	1 year
Remote distance	30m

Safety and EMC	
EMC standard [EMC]	ETSI EN 301 489-1 V2.2.3 ETSI EN 301 489-17 V3.2.4
Safety standard [LVD]	EN 62368-1:2020+A11:2020
Radio Equipment [RED]	ETSI EN 300 328 V2.2.2
Certification	CE, EMC, LVD, RED

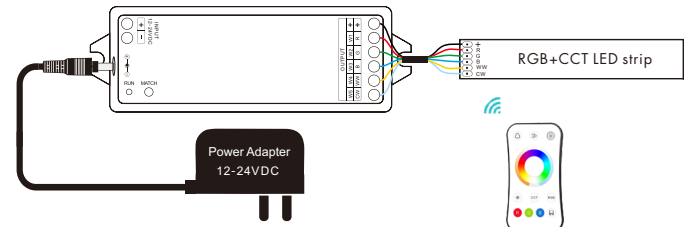
Environment	
Operation temperature	Ta: -30°C ~ +55°C
Case temperature (Max.)	Tc: +85°C
IP rating	IP20

Mechanical Structures and Installations



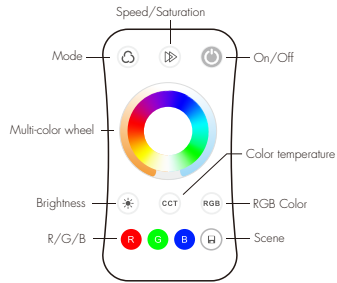
Note: Before the first use, please remove the protective film on the battery.

Wiring Diagram



RGB+CCT Remote

Remote function




On/Off: Short press turn on/off light.
Mode: Switch dynamic mode, short press run the next mode, long press 2s run mode cycle.

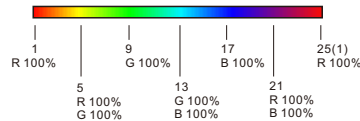
Speed/Saturation:
For dynamic mode, adjust mode speed, short press 10 levels, long press 2s get the default speed.
For static RGB color, adjust saturation, namely change current static color to mixed white slowly, short press 11 levels, long press 1-6s for continuous 256 levels adjustment.

Brightness: Adjust brightness, short press 11 levels, long press 2s get max or min brightness. at the same time, multi-color wheel become brightness wheel.

CCT: Adjust color temperature, short press 11 levels, long press adjust WW+CW brightness. at the same time, multi-color wheel become color temperature wheel. Adjust color temperature by WW/CW channel.



RGB: Adjust static RGB color, short press get 24 kinds static color. at the same time, multi-color wheel become RGB color wheel.



R/G/B: Short press get red, green or blue color directly. long press 1-6s adjust R/G/B brightness continuously to achieve millions of colors.

Scene: Short press recall the scene, long press 2s save the current color into scene.

* When light is on, touch the color wheel, the indicator will display red.

* To extend battery life, no touch or press key operation after a few seconds, the touch wheel will enter sleep state, you need press any key to make touch wheel quit sleep state.

Light on/off fade time

Long press match key 5s, then short press match key 3 times, the light on/off time will be set to 3s, the indicator light blink 3 times.

Long press match key 10s, restore factory default parameter, the light on/off time also restore to 0.5s.

Match Remote Control (two match ways)

End user can choose the suitable match/delete ways. Two options are offered for selection:

Use the controller's Match key

Match:
Short press match key, immediately press on/off key of the remote.

Delete:
Press and hold match key for 5s to delete all match, The light blinks 5 times means all matched remotes were deleted.

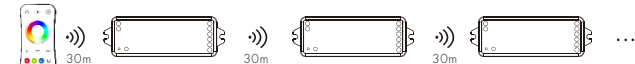
Use Power Restart

Match:
Switch off the power, then switch on power, repeat again. Immediately short press on/off key 3 times on the remote. The light blinks 3 times means match is successful.

Delete:
Switch off the power, then switch on power, repeat again. Immediately short press on/off key 5 times on the remote. The light blinks 5 times means all matched remote controls were deleted.

Application notes

All the receivers are matched with one RF remote.



RF remote

Auto-transmitting: One receiver can transmit the signals from the remote to another receiver within 30m, as long as there is a receiver within 30m, the remote control distance can be extended.

Auto-synchronization: Multiple receivers within 30m distance can work synchronously when they are controlled by the same remote, under same dynamic mode and with same speed.

Receiver placement may offer up to 30m communication distance. However, we recommend for indoor applications that receiver placements should be no further apart than 15m.

Dynamic mode list

No.	Name	No.	Name
1	RGB jump	6	RGB fade in and out
2	RGB smooth	7	Red fade in and out
3	ó color jump	8	Green fade in and out
4	ó color smooth	9	Blue fade in and out
5	Color temperature smooth	10	White fade in and out

Dual color control

CH4=Warm white LED

CH5=Cool white LED

Each channel can supply up to 72W(@24V) and white balance can be controlled as such:

Color temperature	Cool white	Neutral white	Warm white
Power distribution	CH4=0W,CH5=72W	CH4=72W,CH5=72W	CH4=72W,CH5=0W