

## RGB LED Controller Kit

Model No.: V3 + R13

3 channels constant voltage/Touch color slide/Stepless dimming/Wireless remote 30m distance



FE CE RoHS LVD RED

### Features

- Ultra sensitive color adjustment touch slide
- Smooth dimming and switch without any flickering
- Auto-transmitting function: Controller automatically transmit signal to another controller with 30m control distance
- Magnet on the back which can be easily stuck on back holder or any metal surfaces

### Technical Parameters

LED Receiver's Input and Output	
Input voltage	12-24VDC
Input current	12.5A
Output voltage	3 x (12-24)VDC
Output current	3CH,4A/CH
Output power	144-288W(12-24V)
Output type	Constant voltage

LED Remote's Input and Output	
Output signal	RF(2.4GHz)
Working voltage	3VDC(CR2032)
Working current	< 5mA
Standby current	< 10μA
Standby time	1 year
Remote distance	30m

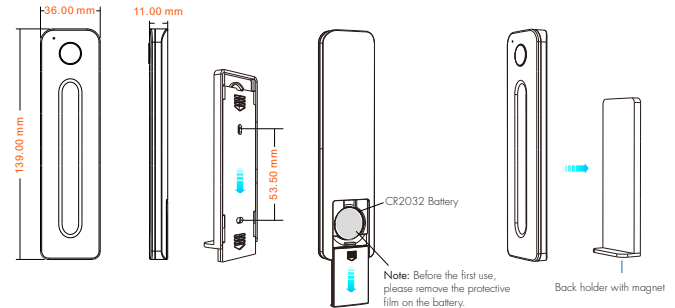
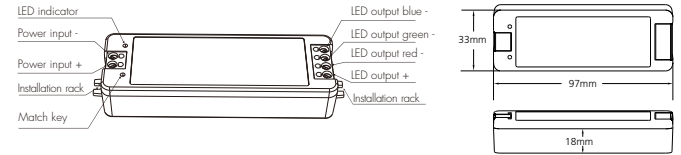
Dimming data	
Dimming level	4096 levels
Dimming range	0-100%
Dimming curve	Logarithmic
PWM Frequency	750Hz

Safety and EMC	
EMC standard (EMC)	EN301 489,EN 62479
Safety standard(LVD)	EN60950
Radio Equipment(RED)	EN300 328
Certification	CE,EMC,LVD,RED

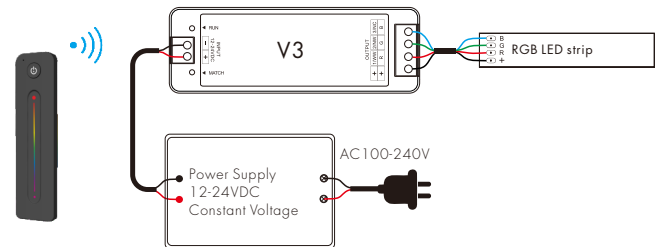
Warranty and Protection	
Warranty	5 years
Protection	Reverse Polarity

Environment	
Operation temperature	Ta: -30°C ~ +55°C
Case temperature (Max.)	Tc: +85°C
IP rating	IP20

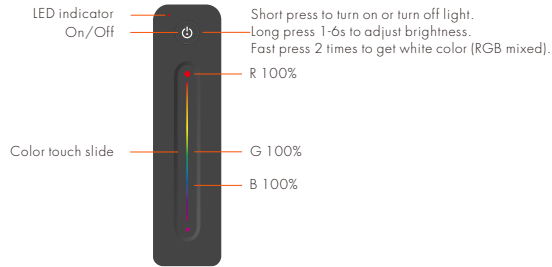
### Mechanical Structures and Installations



### Wiring Diagram



## Key function



- To extend battery life, no operation after 20 seconds, the touch slide will enter sleep state.
- If the light is on, long press on/off key exceed 1 second, then touch slide to dimming.
- If the light is off, short press on/off key to turn on light, then touch slide to dimming.

## Match Remote Control (two match ways)

End user can choose the suitable match/delete ways. Two options are offered for selection:

### Use the controller's Match key

Match:

Short press match key, immediately press on/off key of the remote.

Delete:

Press and hold match key for 5s to delete all match, The light blinks 5 times means all matched remotes were deleted.

### Use Power Restart

Match:

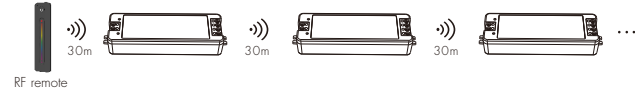
Switch off the power, then switch on power again, immediately short press on/off key 3 times on the remote. The light blinks 3 times means match is successful.

Delete:

Switch off the power, then switch on power again, immediately short press on/off key 5 times on the remote. The light blinks 5 times means all matched remotes were deleted.

## Application notes

All the receivers are matched with one RF remote.



**Auto-transmitting:** One receiver can transmit the signals from the remote to another receiver within 30m, as long as there is a receiver within 30m, the remote control distance can be limitless.

Receiver placement may offer up to 30m communication distance. However, we recommend for indoor applications that receiver placements should be no further apart than 15m.

## Malfunctions analysis & troubleshooting

Malfunctions	Causes	Troubleshooting
No light	<ol style="list-style-type: none"> <li>1. No power.</li> <li>2. Wrong connection or insecure.</li> </ol>	<ol style="list-style-type: none"> <li>1. Check the power.</li> <li>2. Check the connection.</li> </ol>
Wrong color	<ol style="list-style-type: none"> <li>1. Wrong connection of R/G/B wires.</li> </ol>	<ol style="list-style-type: none"> <li>1. Reconnect R/G/B wires.</li> </ol>
Uneven intensity between front and rear, with voltage drop	<ol style="list-style-type: none"> <li>1. Output cable is too long.</li> <li>2. Wire diameter is too small.</li> <li>3. Overload beyond power supply capability.</li> <li>4. Overload beyond controller capability.</li> </ol>	<ol style="list-style-type: none"> <li>1. Reduce cable or loop supply.</li> <li>2. Change wider wire.</li> <li>3. Replace higher power supply.</li> <li>4. Add power repeater.</li> </ol>
No response from the remote	<ol style="list-style-type: none"> <li>1. The battery has no power.</li> <li>2. Beyond controllable distance.</li> <li>3. The controller did not match the remote.</li> </ol>	<ol style="list-style-type: none"> <li>1. Replace battery.</li> <li>2. Reduce remote distance.</li> <li>3. Re-match the remote.</li> </ol>