

RGB/CCT/Dimming 3 Channel LED RF Controller

Model No.: V3-X

3 Channels/10A per channel/Step-less dimming/Wireless remote control/Auto-transmitting/Synchronize



FC CE RoHS EMC LVD RED

Features

- Match with RF 2.4G single zone or multiple zone single color, dual color and RGB/RGBW remote control.
- One RF controller accept up to 10 remote control.
- 4096 levels 0-100% dimming smoothly without any flash.
- When using with RGB light, built in 10 dynamic mode, include jump or gradual change style.
- Auto-transmitting function: Controller automatically transmit signal to another controller with 15m control distance.
- Synchronize on multiple number of controllers.

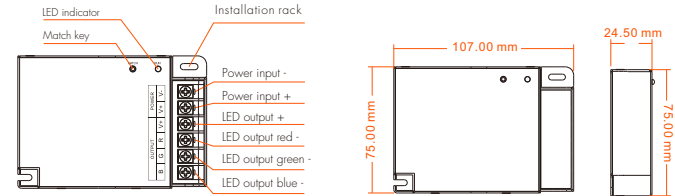
Technical Parameters

Input and Output		Dimming data	
Input voltage	12-36VDC	Input signal	RF 2.4GHz
Input current	30.5A	Control distance	15m(Barrier-free space)
Output voltage	3 x (12-36)VDC	Dimming gray scale	4096(2^12) levels
Output current	3CH, 10A/CH	Dimming range	0 - 100%
Output power	360-1080W(12-36V)	Dimming curve	Logarithmic
Output type	Constant voltage	PWM Frequency	750Hz (default)

Environment		Safety and EMC	
Operation temperature	Ta: -30°C ~ +55°C	EMC standard (EMC)	EN301 489, EN 62479
Case temperature (Max.)	Tc: +85°C	Safety standard(LVD)	EN60950
IP rating	IP20	Radio Equipment(RED)	EN300 328
		Certification	CE, EMC, LVD, RED

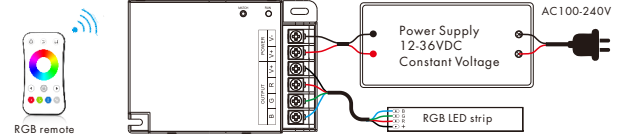
Warranty and Protection		Weight	
Warranty	5 years	Net weight	0.240kg
Protection	Reverse Polarity	Gross weight	0.259kg

Mechanical Structures and Installations

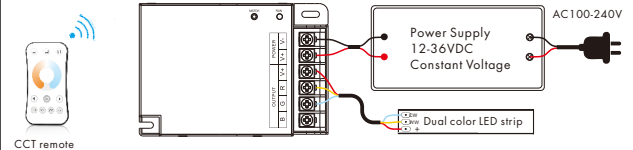


Wiring Diagram

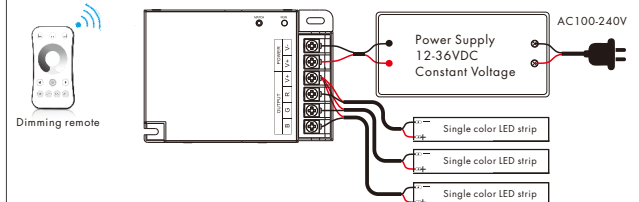
• V3-X for RGB



• V3-X for dual color



• V3-X for single color



Match Remote Control (two match ways)

End user can choose the suitable match/delete ways. Two options are offered for selection:

Use the controller's Match key

Match:

Short press match key, immediately press on/off key (single zone remote) or zone key (multiple zone remote) of the remote.

The LED indicator fast flash a few times means match is successful.

Delete:

Press and hold match key for 5s to delete all match, The LED indicator fast flash a few times means all matched remotes were deleted.

Use Power Restart

Match:

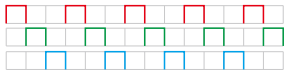
Switch off the power, then switch on power again, immediately short press on/off key (single zone remote) or zone key (multiple zone remote) 3 times on the remote. The light blinks 3 times means match is successful.

Delete:

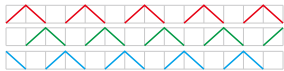
Switch off the power, then switch on power again, immediately short press on/off key (single zone remote) or zone key (multiple zone remote) 5 times on the remote. The light blinks 5 times means all matched remotes were deleted.

RGB Dynamic mode list

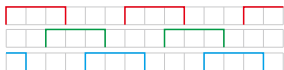
1: RGB jump



2: RGB smooth



3: 6 color jump



4: 6 color smooth



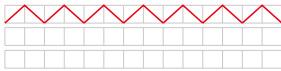
5: Yellow cyan purple smooth



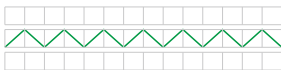
6: RGB fade in and out



7: Red fade in and out



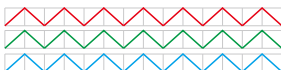
8: Green fade in and out



9: Blue fade in and out



10: White fade in and out



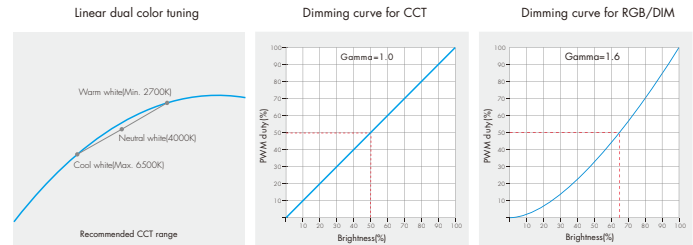
Dual color control

CH1=Warm white LED

CH2=Cool white LED

Each channel can supply up to 240W(@24V) and white balance can be controlled as such:

Color temperature	Cool white	Neutral white	Warm white
Power distribution	CH1=0W,CH2=240W	CH1=120W,CH2=120W	CH1=240W,CH2=0W



Malfunctions analysis & troubleshooting

Malfunctions	Causes	Troubleshooting
No light	<ol style="list-style-type: none"> No power. Wrong connection or insecure. 	<ol style="list-style-type: none"> Check the power. Check the connection.
Wrong color	<ol style="list-style-type: none"> Wrong connection of R/G/B wires. 	<ol style="list-style-type: none"> Reconnect R/G/B wires.
Uneven intensity between front and rear, with voltage drop	<ol style="list-style-type: none"> Output cable is too long. Wire diameter is too small. Overload beyond power supply capability. Overload beyond controller capability. 	<ol style="list-style-type: none"> Reduce cable or loop supply. Change wider wire. Replace higher power supply. Add power repeater.
No response from the remote	<ol style="list-style-type: none"> The battery has no power. Beyond controllable distance. The controller did not match the remote. 	<ol style="list-style-type: none"> Replace battery. Reduce remote distance. Rematch the remote.