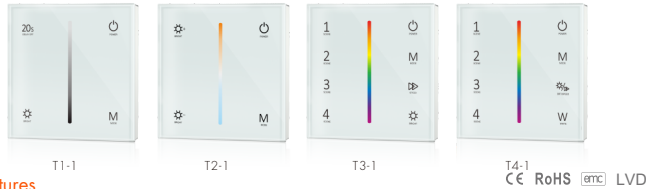


Wall Mounted Touch Panel

Model No.: T1-1, T2-1, T3-1, T4-1

1-4 color/Glass panel/Touch color slide/DC input/4 channel constant voltage PWM output/Wireless remote control



Features

- Touch panel single color, dual color, RGB or RGBW PWM constant voltage controller.
- Ultra sensitive high strength glass touch panel with touch color slide in the middle.
- Compatibility with RF 2.4G single zone or multiple zone remote control.
- Touch keys with LED indicator.
- White & Black glass panel available.

Technical Parameters

Input and Output				
Model	T1-1	T2-1	T3-1	T4-1
Input voltage	12-24VDC	12-24VDC	12-24VDC	12-24VDC
Input current	12.5A	12.5A	12.5A	12.5A
Output voltage	4 x (12-24)VDC	4 x (12-24)VDC	3 x (12-24)VDC	4 x (12-24)VDC
Output current	4CH,3A/CH	4CH,3A/CH	3CH,4A/CH	4CH,3A/CH
Output power	144-288W	144-288W	144-288W	144-288W
Output type	Constant voltage	Constant voltage	Constant voltage	Constant voltage
PWM frequency	2000Hz	2000Hz	1000Hz	1000Hz
Light type	Single color	Dual color	RGB	RGBW

Safety and EMC

EMC standard [EMC]	ETSI EN 301 489-1 V2.2.3 ETSI EN 301 489-17 V3.2.4
Safety standard[LVD]	EN 62368-1:2020+A11:2020
Radio Equipment[RED]	ETSI EN 300 328 V2.2.2
Certification	CE,EMC,LVD,RED

Weight

Net weight	0.177kg
Gross weight	0.231kg

Environment

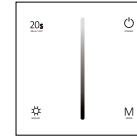
Operation temperature	Ta: -30°C ~ +55°C
Case temperature (Max.)	Tc: +85°C
IP rating	IP20

Warranty and Protection

Warranty	5 years
Protection	Reverse polarity Over heat Short circuit

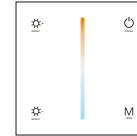
Key function

• T1-1 Single color panel



- ☰ — Turn on/off light.
- ▬ — Brightness slide.
- ⊕ ⊖ — Brightness, 10 levels.
- 20s — Turn off light after 20s.
- M — Dynamic mode, 6 level speed.

• T2-1 Dual color panel



- ☰ — Turn on/off light.
- ▬ — Color temperature.
- ⊕ ⊖ — Brightness +, 10 levels.
- ⊖ ⊕ — Brightness -, 10 levels.
- M — Dynamic mode, 6 level speed.

• T3-1 RGB panel



- ☰ — Turn on/off light.
- ▬ — Color slide.
- ⊕ ⊖ — Brightness, 10 levels.
- ⏮ — Adjust dynamic mode speed, 10 levels.
- M — Short press play 10 built-in dynamic mode, long press 2s run mode-cycle.
- 1 2 3 4 — 4 Scenes, short press recall scene.
Long press 2s to save the current color into 1/2/3/4.

• T4-1 RGBW panel

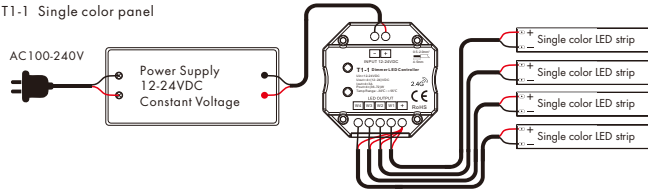


- ☰ — Turn on/off light.
- ▬ — Color slide.
- ⊕ ⊖ — Adjust dynamic mode speed or static color brightness, 10 levels.
- M — Short press play 10 built-in dynamic mode, long press 2s run mode-cycle.
- W — Short press turn on/off W channel, long press adjust W channel brightness.
- 1 2 3 4 — 4 Scenes, short press recall scene.
Long press 2s to save the current color into 1/2/3/4.

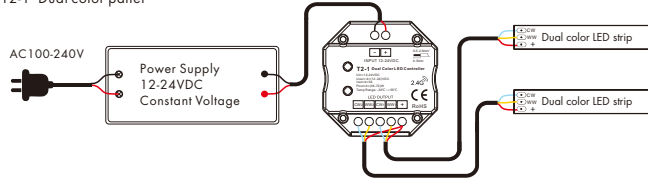
Turn on key tone: Long press power key for 5s when light is off, will turn on or turn off key tone.

Wiring diagram

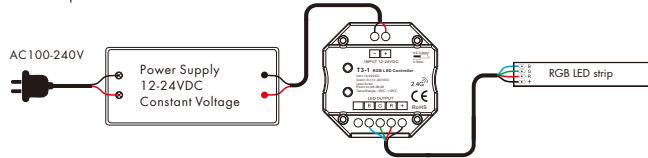
• T1-1 Single color panel



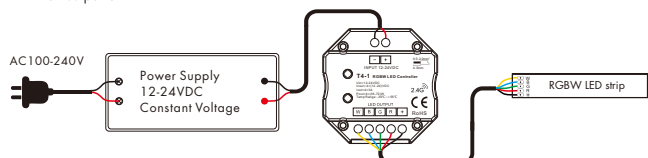
• T2-1 Dual color panel



• T3-1 RGB panel



• T4-1 RGBW panel



LED power supply voltage and power select :

- 12V lamp, Input 12V power supply, can load 0~144W,
- 24V lamp, Input 24V power supply, can load 0~288W, The power supply must larger than load power 20%.

Match Remote Control (two match ways)

The touch panel controller can also match with the RF remote (optional).

End user can choose the suitable match/delete ways. Two options are offered for selection:

Use On/Off key

Match:

Turn on light, turn off, immediately press the On/Off key of the panel for 5s, then press on/off key (single zone remote) or zone key (multiple zone remote) of the RF remote within 5s. The LED indicator fast flash 3 times means match is successful.

Delete:

Turn on light, turn off, immediately press the On/Off key of the panel for 10s, delete all matched RF remote. The LED indicator fast flash 6 times means all matched remotes were deleted.

Use Power Restart

Match:

Switch off the power, then switch on power, repeat again, immediately short press on/off key (single zone remote) or zone key (multiple zone remote) 3 times on the remote. The light blinks 3 times means match is successful.

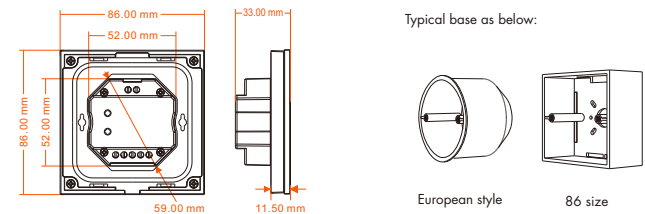
Delete:

Switch off the power, then switch on power, repeat again, immediately short press on/off key (single zone remote) or zone key (multiple zone remote) 5 times on the remote. The light blinks 5 times means all matched remotes were deleted.

RGB/RGBW dynamic mode list (only for T3-1 / T4-1)

No.	Name	No.	Name
1	RGB jump	6	RGB fade in and out
2	RGB smooth	7	Red fade in and out
3	6 color jump	8	Green fade in and out
4	6 color smooth	9	Blue fade in and out
5	Yellow cyan purple smooth	10	White fade in and out

Mechanical Structures and Installations



Typical base as below:

Installation diagram:

