

RF 2.4G RGB/RGBW LED SPI Controller Set

Model No.: SC + R9



SC control LED lights with the following 46 kinds of compatible ICs: TM1803, TM1804, TM1809, TM1812, UCS1903, UCS1909, UCS1912, SK6813, UCS2903, UCS2909, UCS2912, WS2811, WS2812, WS2813, WS2815, TM1829, TLS3001, TLS3002, GW6205, MBI6120, TM1814B(RGBW), SK6812(RGBW), WS2813(RGBW), WS2814(RGBW), UCS8904B(RGBW), LPD6803, LPD1101, D705, UCS6909, UCS6912, LPD8803, LPD8806, WS2801, WS2803, P9813, SK9822, TM1914A, GS8206, GS8208, UCS2904, SM16804, SM16825, SM16714(RGBW), UCS2603, UCS5603, SM16714D.

By RF remote controls you can select from a variety of dynamic lighting effects, adjust changing speed and brightness, set control pixels quantity, adjust RGB sequence, select IC type etc.

you can also customize two kinds of scene modes to bring you fantastic color.

Features

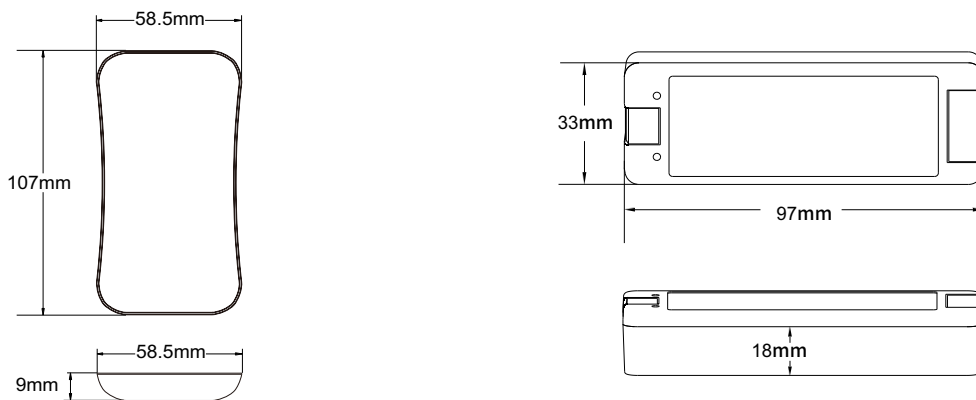
- Mini-style RF 2.4G multi-pixel RGB/RGBW controller with SPI signal output.
- Output SPI signal to control a variety of digital LED lights with the compatible ICs listed above.
IC type and R/G/B order can be set through the Remote.
- Adopt 2.4GHz wireless technology, remote distance up to 30m.
- Built in 40 dynamic mode, include horse-race, chase, flow, trail, gradual change style.

Technical Parameters


LED Remote	
Output signal	RF[2.4GHz]
Working voltage	3VDC(CR2032)
Standby time	2 years
Remote distance	30m
Size	L107×W58.5×H9mm

LED Receiver	
Input voltage	5-24VDC
Input Current	8A
Output signal	SPI (DATA / CLK)
Output dots	1024 Max
Size	L97×W33×H18mm

Dimension

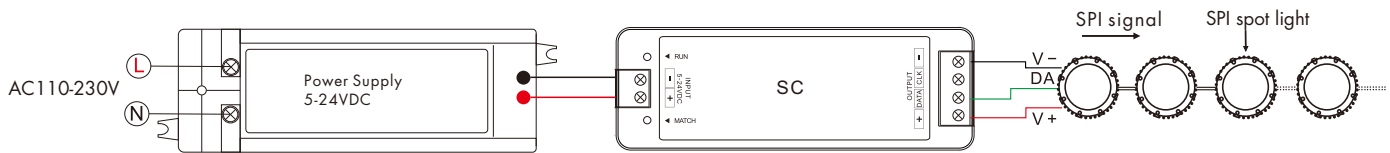


Interface instruction

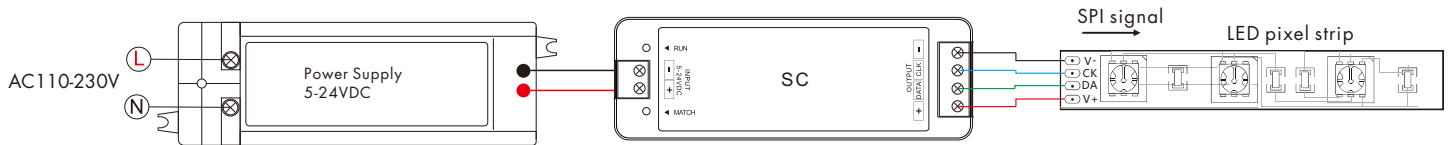


Wiring diagram

- SC connect with SPI spot light(TM1 803)

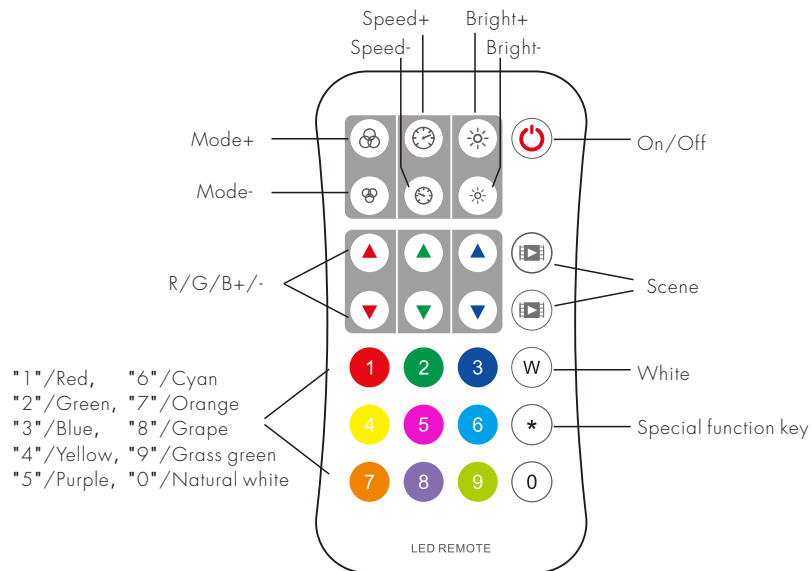


- SC connect with SPI pixel strip(LPD6803)



- Note:**
1. If the SPI LED strip is a single-wire control method, the DATA and CLK signal line outputs of the controller are same, and one controller can connect 4 LED strips.
 2. When the load exceeds 8A, the light strip needs to be powered by other power supplies.
Only DATA/CLK and GND cables are connected between the controller and the light strip.

Remote function



- Mode+/-:** Short press switch dynamic mode built in controller, long press 2s Mode+ run mode cycle, long press 2s Mode- run the first mode.
The remote is default 10 dynamic mode, when match with SPI controller which have 32 dynamic mode, please long press 2s Mode+ key firstly.
- Speed+/-:** Adjust dynamic mode speed, short press 10 levels, long press 2s get the fastest / slowest speed.
- Bright+/-:** Adjust brightness, short press 10 levels, long press 1-5s for continuous 256 levels adjustment.
- R/G/B+/-:** Adjust R/G/B brightness respectively, short press 10 levels, long press 1-5s for continuous 256 levels adjustment.
- White:** Adjust white color, short press turn on/off white(RGB mix), long press 1-5s for continuous 256 levels saturation adjustment.
- Scene:** Two scene memory, short press recall the scene, long press 2s save current color into the scene.

Match guide

1. Match: Short press match key of the receiver, within 5s, press on/off key of the remote.
2. Delete: Long press match key of the receiver for 5s, delete all matched remote.

RGB change mode list

No.	Name	No.	Name
P01	Red horse race white ground, forward	P21	Green float, forward
P02	Green horse race white ground, forward	P22	Blue float, forward
P03	Blue horse race white ground, forward	P23	Purple float, forward
P04	Yellow horse race blue ground, forward	P24	RGBW float, forward
P05	Cyan horse race blue ground, forward	P25	Red Yellow float, forward
P06	Purple horse race blue ground, forward	P26	Green Cyan float, forward
P07	7 color multi horse race, forward	P27	Blue Purple float, forward
P08	7 color horse race close + open	P28	Blue White float, forward
P09	7 color multi horse race close + open	P29	6 color float, forward
P10	7 color scan close + open	P30	6 color smooth sectionally, forward
P11	7 color multi-scan close + open	P31	7 color jump sectionally, forward
P12	Blue White chase, forward	P32	7 color strobe sectionally, forward
P13	Green Cyan chase, forward	P33	White horse race (RGB jump)
P14	RGB chase, forward	P34	White smooth horse race (RGB smooth)
P15	7 color chase, forward	P35	White starlight (RGB random jump)
P16	Blue meteor, backward	P36	White smooth starlight (RGB random smooth)
P17	Purple meteor, backward	P37	White flow, forward
P18	White meteor, backward	P38	White flow, forward on + backward off
P19	7 color meteor, backward	P39	White flow, forward on + backward on
P20	Red float, forward	P40	White float

Note:

P33-P40 dynamic modes are applicable to SPI type white light strip.

P33-P36 dynamic modes, if the color SPI strip is connected, the corresponding color effect will appear.

Compatible IC type

No.	IC type	Output signal
C11	TM1803	DATA
C12	TM1809, TM1804, TM1812, UCS1903, UCS1909, UCS1912, SK6813, UCS2903, UCS2909, UCS2912, WS2811, WS2812, WS2813, WS2815	DATA
C13	TM1829	DATA
C14	TLS3001, TLS3002	DATA
C15	GW6205	DATA
C16	MBI6120	DATA
C17	TM1814B(RGBW)	DATA
C18	SK6812(RGBW), WS2813(RGBW), WS2814(RGBW)	DATA
C19	UCS8904B(RGBW)	DATA
C21	LPD6803, LPD1101, D705, UCS6909, UCS6912	DATA, CLK
C22	LPD8803, LPD8806	DATA, CLK
C23	WS2801, WS2803	DATA, CLK
C24	P9813	DATA, CLK
C25	SK9822	DATA, CLK
C31	TM1914A	DATA
C32	GS8206, GS8208	DATA
C33	UCS2904	DATA
C34	SM16804	DATA
C35	SM16825	DATA
C36	SM16714(RGBW)	DATA
C37	UCS5603	DATA
C38	UCS2603	DATA
C39	SM16714D	DATA

Use remote set SPI digital LED strip

- Set LED strip length [Pixel number(8~1024)]. * + 3 number + * for example:
 - *032*, set pixel number to 32.
 - *600*, set pixel number to 600.
 - *1024*, set pixel number to 1024.
- Set LED strip chip type. * + 2 number + *
 - *11*: TM1803
 - *12*: TM1809, TM1804, TM1812, UCS1903, UCS1909, UCS1912, SK6813, UCS2903, UCS2909, UCS2912, WS2811, WS2812, WS2813, WS2815
 - *13*: TM1829
 - *14*: TLS3001, TLS3002
 - *15*: GW6205
 - *16*: MBI6120
 - *17*: TM1814B(RGBW)
 - *18*: SK6812(RGBW), WS2813(RGBW), WS2814(RGBW)
 - *19*: UCS8904B(RGBW)
 - *21*: LPD6803, LPD1101, D705, UCS6909, UCS6912
 - *22*: LPD8803, LPD8806
 - *23*: WS2801, WS2803
 - *24*: P9813
 - *25*: SK9822
 - *31*: TM1914A
 - *32*: GS8206, GS8208
 - *33*: UCS2904
 - *34*: SM16804
 - *35*: SM16825
 - *36*: SM16714(RGBW)
 - *37*: UCS5603
 - *38*: UCS2603
 - *39*: SM16714D
- Set LED strip RGB order. * + 1 number + *
 - *1*: RGB, *2*: RBG, *3*: GRB, *4*: GBR, *5*: BRG, *6*: BGR.

Safety information

1. The product shall be installed and serviced by a qualified person.
2. This product is non-waterproof. Please avoid the sun and rain.
3. Good heat dissipation will prolong the working life of the controller, please ensure good ventilation.
4. Please check if the output voltage of any power supplies used comply with the working voltage of the product.
5. Ensure all wire connections and polarities are correct and secure before applying power to avoid any damages to the LED lights.
6. If a fault occurs please return the product to your supplier. Do not attempt to fix this product by yourself.