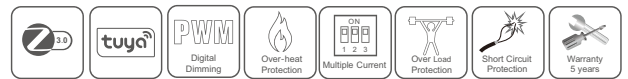
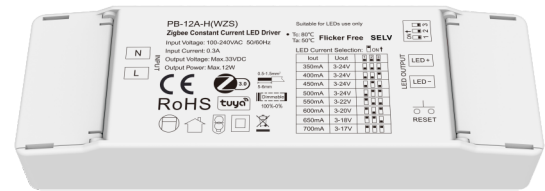


Zigbee3.0 Constant Current LED Driver

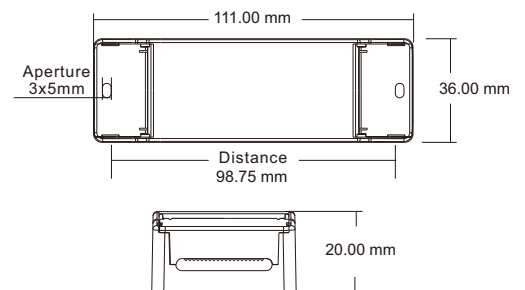
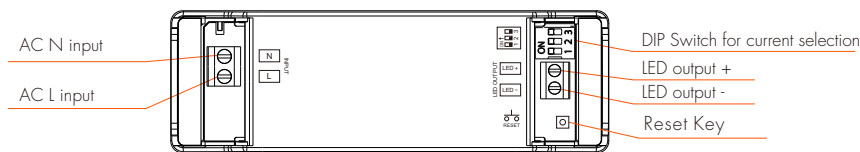
Model No.: PB-12A-H(WZS),PB-12A-L(WZS)

Features

- Tuya APP cloud control, support brightness adjust, delay turn on/off, timer run, scene edit, sleep wake-up and biorhythms function
- Philips HUE APP control by connect with Philips HUE bridge
- Voice control, support Alexa, Google, Amazon ECHO and TmallGenie smart speaker
- Can relay and route to each other, up to 1.5 hops
- Match with Zigbee 3.0 remote or scene panel control optional
- RESET button for clearing network connection
- Universal AC input / Full range
- Flicker - Free
- 1 channel constant current output, configurable current via DIP switch
- Synchronize on multiple number of LED drivers
- Over-heat / Over-load / Short circuit protection, recover automatically
- Full protective plastic case
- Suitable for indoor LED lighting application
- 5 Year, 50,000hr warranty



Mechanical Structures and Installations



Technical Parameters

Model	PB-12A-H(WZS)	PB-12A-L(WZS)	
Output	Output Voltage	3-24VDC	9-45VDC
	Max Output Voltage	33VDC	48VDC
	Output Current	350-700mA	100-450mA
	Output Power	Max. 12W	
	Dimming Range	0~100%, dimming depth:0.5%	
	PWM Frequency	4000Hz	
	Current Accuracy	±5%	
	Ripple & Noise	< 100mV	
Input	Input Voltage Range	100~240VAC	
	Frequency Range	50/60Hz	
	Efficiency	>79%/230VAC	>80%/230VAC
	Alternating Current	0.3A/115VAC, 0.15A/230VAC	
	Anti Surge	L-N:1KV	
	Inrush Current	Cold start 27A at 230VAC	
	Leakage Current	< 0.5mA/230VAC	
	No Load Power	< 2W	
Protection	Over Load Power	Hiccup,recovers automatically after fault condition is removed	
	Short Circuit	Hiccup,recovers automatically after fault condition is removed	
Environment	Working Temperature	-20℃~50℃	
	T-case Max	80℃	
	Working Humidity	20%~90%RH, non-condensing	
	Storage Temp/Humidity	-40℃~80℃, 10%~95%RH	
	Temperature Coefficient	±0.03%/℃ (0-50%)	
	Vibration Resistance	10-500Hz, 2G, 6min/cycle, X,Y,Z axes/2min	
IP Rating	IP20		
Safety&EMC	Security Specifications	IEC/EN61347-1, IEC/EN61347-2:13	
	Withstand Voltage	I/P-O/P: 3750VAC	
	Insulation Resistance	I/P-O/P: 100MΩ/500VDC/25℃/70%RH	
	EMC Emission	EN61000-3-2 Class C, IEC61000-3-2	
	EMC Immunity	EN61000-4-2.3.4.5.6.8.11, EN61347	
	Certifications	CE	

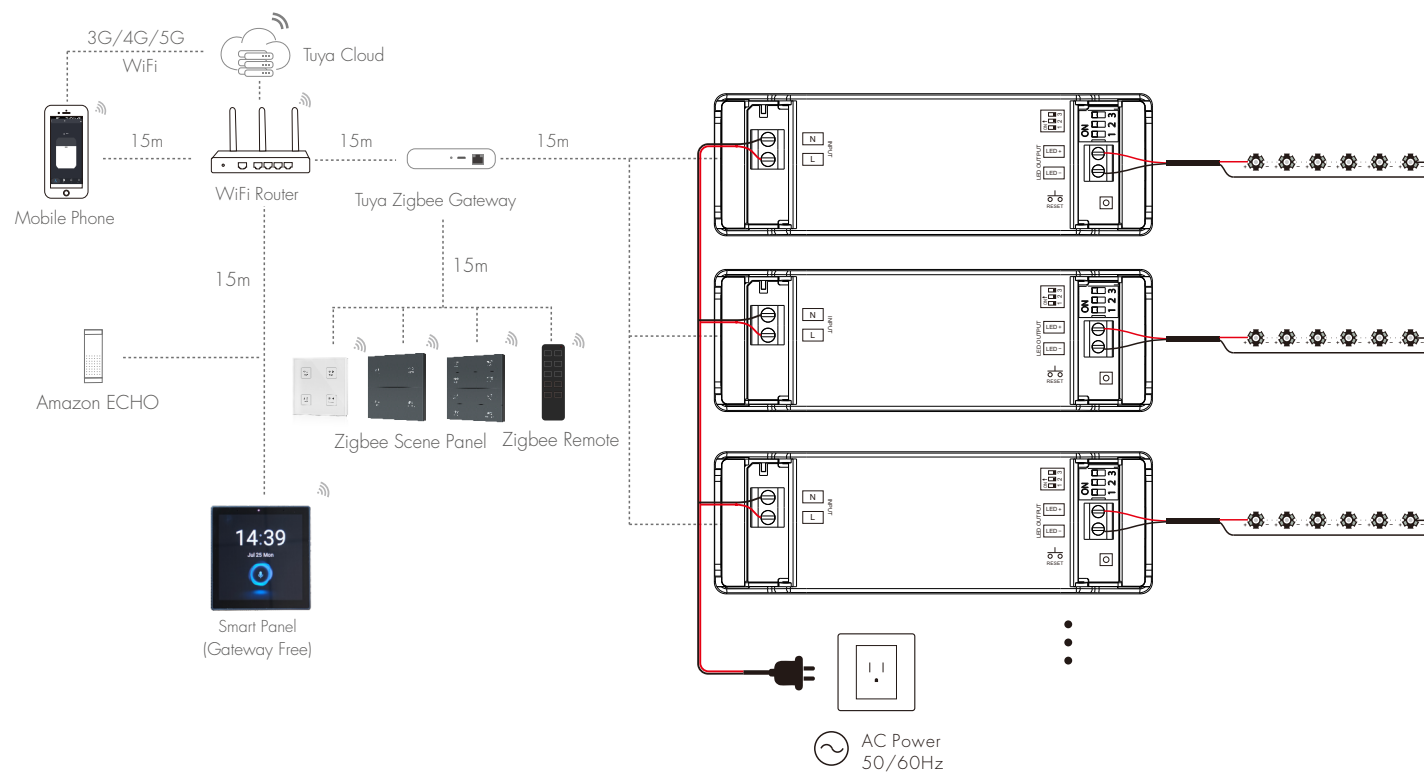
LED Current Selection: ON ↑ ON
1 2 3 ↓ OFF

Model	1	2	3							
PB-12A-H(WZS)	Output Voltage	3-24V	3-24V	3-24V	3-24V	3-22V	3-20V	3-18V	3-17V	
	Output Current	350mA	400mA	450mA	500mA	550mA	600mA	650mA	700mA	
PB-12A-L(WZS)	Output Voltage	9-45V	9-45V	9-45V	9-45V	9-40V	9-34V	9-30V	9-26V	
	Output Current	100mA	150mA	200mA	250mA	300mA	350mA	400mA	450mA	

Applications

- Suitable for downlight, spotlight and decorative applications.
- Office / Commercial / Domestic Lighting, Hotels, Classrooms, Warehouse, Health care, Retail and Display.
- Use for retrofit upgrades & new luminaire designs.

System wiring



Note:

1. The above distance is measured in spacious (no obstacle) environment, Please refer to the actual test distance before installation.
2. Please check if the WiFi router net in 2.4G band, the 5G band is not available, and do not hide your router network.
3. Please keep the distance between LED driver and router close, and check the WiFi signals.
4. Users must use the Tuya ZigBee gateway to realize remote control and voice control (The smart panel integrate Zigbee gateway function).

App Operating Instructions

1. Network pairing

- Download the Tuya APP and register an account, search and add the Tuya Zigbee gateway device.
- Quickly press the "RESET" button five times or repeat power on and off five times to clear the previous network connection, enter pairing mode with the output light breathes blinking.
- Under the gateway, search and add new device. If the network connection is successful, you can find ZBS-DIM devices in Tuya APP.

2. Lighting control settings

After pairing the light device, click the device and change brightness by touch brightness slide.

