


5 Channel Constant Voltage Power Repeater

Model No.: EV5

5 Channel/PWM signal input/Constant voltage output/3KV optoelectronic isolation



CE RoHS LVD

Features

- 12-24V constant voltage power repeater.
- 5 channel, 5A per channel.
- To receive PWM signal control.
- Power repeater in series or in parallel to expand output unlimitedly.
- Apply to RGB+CCT constant voltage LED strip or module.

Technical Parameters

Input and Output	
Input voltage	12-24VDC
Input current	25.5A
Input signal	PWM
Output voltage	5 x (12-24)VDC
Output current	5CH, 5A/CH
Output power	5 x (60-120)W
Output type	Constant voltage

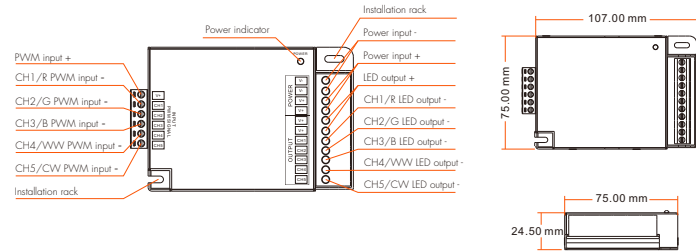
Environment	
Operation temperature	Ta: -30°C ~ +55°C
Case temperature (Max.)	Tc: +85°C
IP rating	IP20

Safety and EMC	
EMC standard (EMC)	ETSI EN 301 489-1 V2.2.3 ETSI EN 301 489-17 V3.2.4
Safety standard(LVD)	EN 62368-1:2020+A11:2020
Certification	CE, EMC, LVD

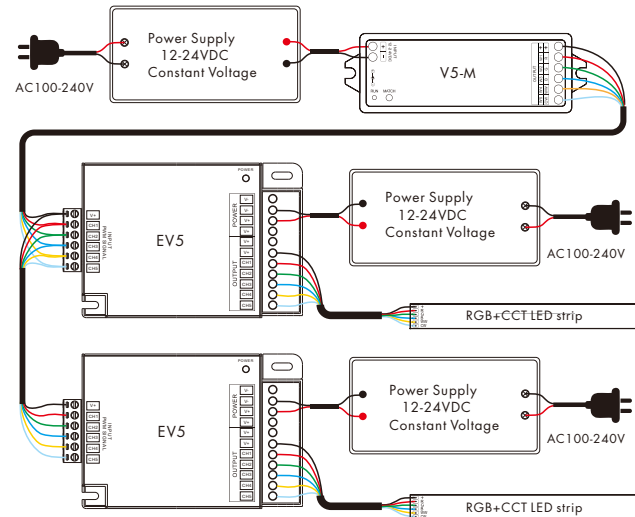
Warranty and Protection	
Warranty	5 years
Protection	Reverse Polarity

Weight	
Net weight	0.243kg
Gross weight	0.264kg

Mechanical Structures and Installations



Wiring Diagram



Malfunctions analysis & troubleshooting

Malfunctions	Causes	Troubleshooting
No light	1. No power. 2. Wrong connection or insecure.	1. Check the power. 2. Check the connection.
Wrong color	1. Wrong connection of R/G/B/WW/CW wires.	1. Reconnect R/G/B/WW/CW wires.
Uneven intensity between front and rear, with voltage drop	1. Output cable is too long. 2. Wire diameter is too small. 3. Overload beyond power supply capability. 4. Overload beyond controller capability.	1. Reduce cable or loop supply. 2. Change wider wire. 3. Replace higher power supply. 4. Add power repeater.

Safety & Warnings

1. The product shall be installed and serviced by a qualified person.
2. This product is non-waterproof. Please avoid the sun and rain.
3. Good heat dissipation will prolong the working life of the controller. Please ensure good ventilation.
4. Please check if the output voltage of any power supplies used comply with the working voltage of the product.
5. Ensure all wire connections and polarities are correct and secure before applying power to avoid any damages to the LED lights.
6. If a fault occurs please return the product to your supplier. Do not attempt to fix this product by yourself.