

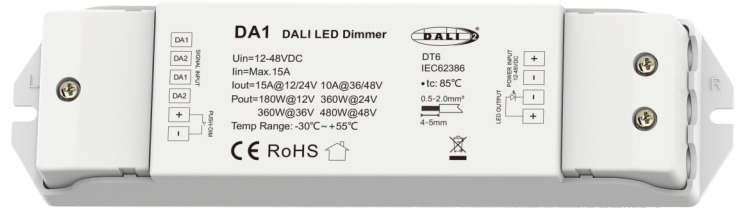
1 Channel Constant Voltage DALI LED Dimmer

Model No.: DA1

DT6/1 Channel/Constant voltage/15A output/PMW dimming/Push Dim/Multiple protection

Features

- Constant voltage DALI LED Dimmer with 1 channel.
- DALI-2 certified, in accordance with DALI standard protocol IEC 62386-101, 102, 207 and in compliance with DALI products from other international incorporation.
- DALI address will be automatically assigned by DALI master, 1 DALI address.
- PWM digital dimming, standard DALI logarithmic dimming curve.
- Connect with external push switch to achieve on/off and dimming function.
- Over-heat / Over-load / Short circuit protection, recover automatically.

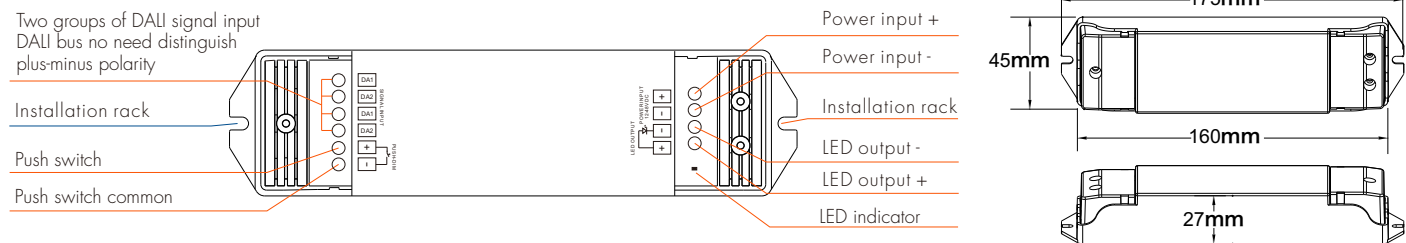


CE RoHS

Technical Parameters

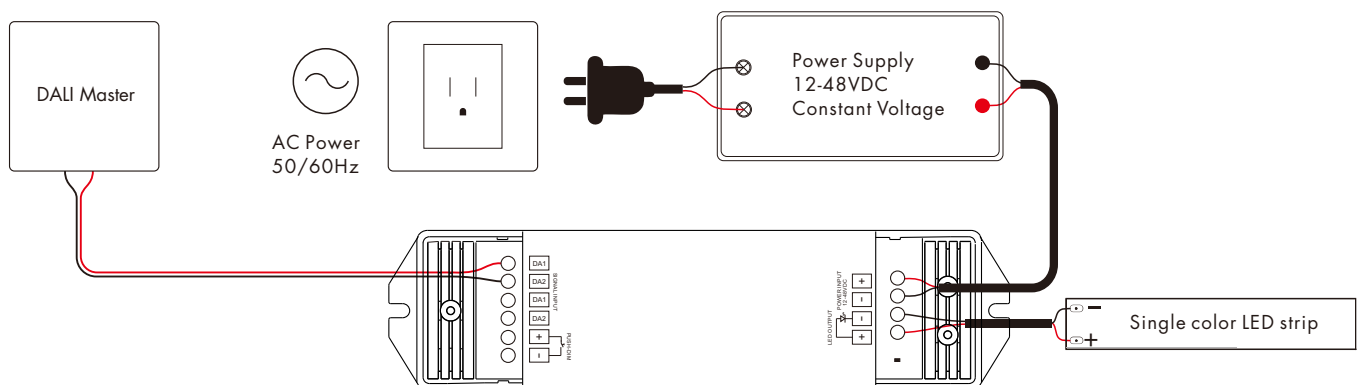
Input and Output		Dimming data		Safety and EMC	
Input voltage	12-48VDC	Input signal	DALI + Push Dim	Safety standard(LVD)	EN 62368-1:2020+A11:2020
Input current	Max 15A	Dimming range	0-100%	Certification	DALI-2,CE,LVD
Output voltage	12-48VDC	Dimming curve	Logarithmic	Warranty	
Output current	15A@12/24V 10A@36/48V	PWM Frequency	2000Hz (default)	Warranty	5 years
Output power	180W@12V 360W@24V 360W@36V 480W@48V	Package		Environment	
Output type	Constant voltage	Size	L178x W150 x H38mm	Operation temperature	Ta: -30°C ~ +55°C
		Gross weight	0.132kg	Case temperature (Max.)	Ta: +85°C

Mechanical Structures and Installations

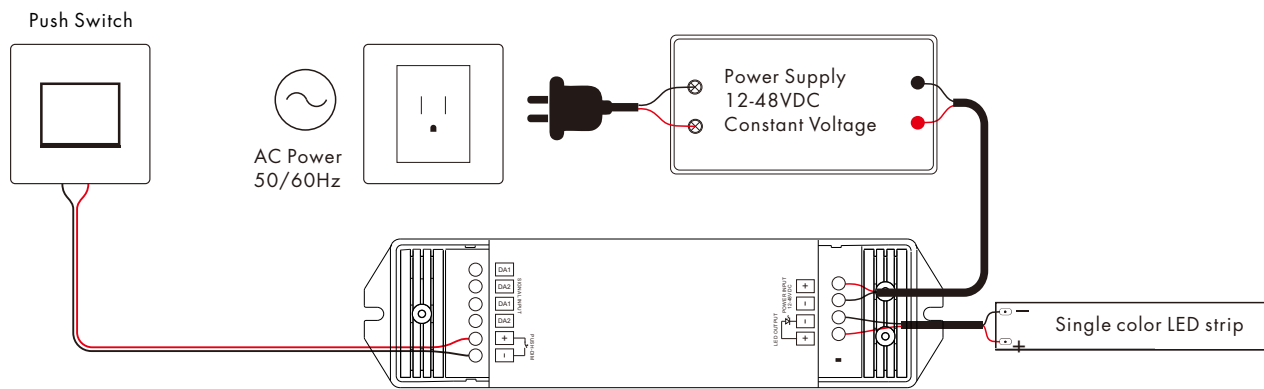


Wiring Diagram

- DA1 connect with DALI master



- DALI connect with push switch



DALI control

- DALI Address Assigned by DALI Master

This product is designed with 1 DALI address input and 1 channel output, DALI address is assigned by DALI Master controller automatically, please refer to user manuals of compatible DALI Masters for specific operations.

- DALI priority

The DALI master or Push switch can be connected at the same time, which makes the product more user-friendly and more options to fit for some extra-ordinary demands.

If the controller be used with the Push-Dim interface prior to using the DALI interface, the DALI command will make it return DALI control automatically.

Push Dim Function

The provided Push-Dim interface allows for a simple dimming method using commercially available non-latching (momentary) wall switches.

- Short press:

Turn on or off light.

- Long press (1-6s):

Press and hold to step-less dimming, With every other long press, the light level goes to the opposite direction.

- Dimming memory:

Light returns to the previous dimming level when switched off and on again, even at power failure.

- Synchronization:

If more than one controller are connected to the same push switch, do a long press for more than 10s, then the system is synchronized and all lights in the group dim up to 100%.

This means there is no need for any additional synchrony wire in larger installations.

We recommend the number of controllers connected to a push switch does not exceed 25 pieces,

The maximum length of the wires from push to controller should be no more than 20 meters.

Safety & Warnings

- DO NOT install with power applied to device.
- DO NOT expose the device to moisture.